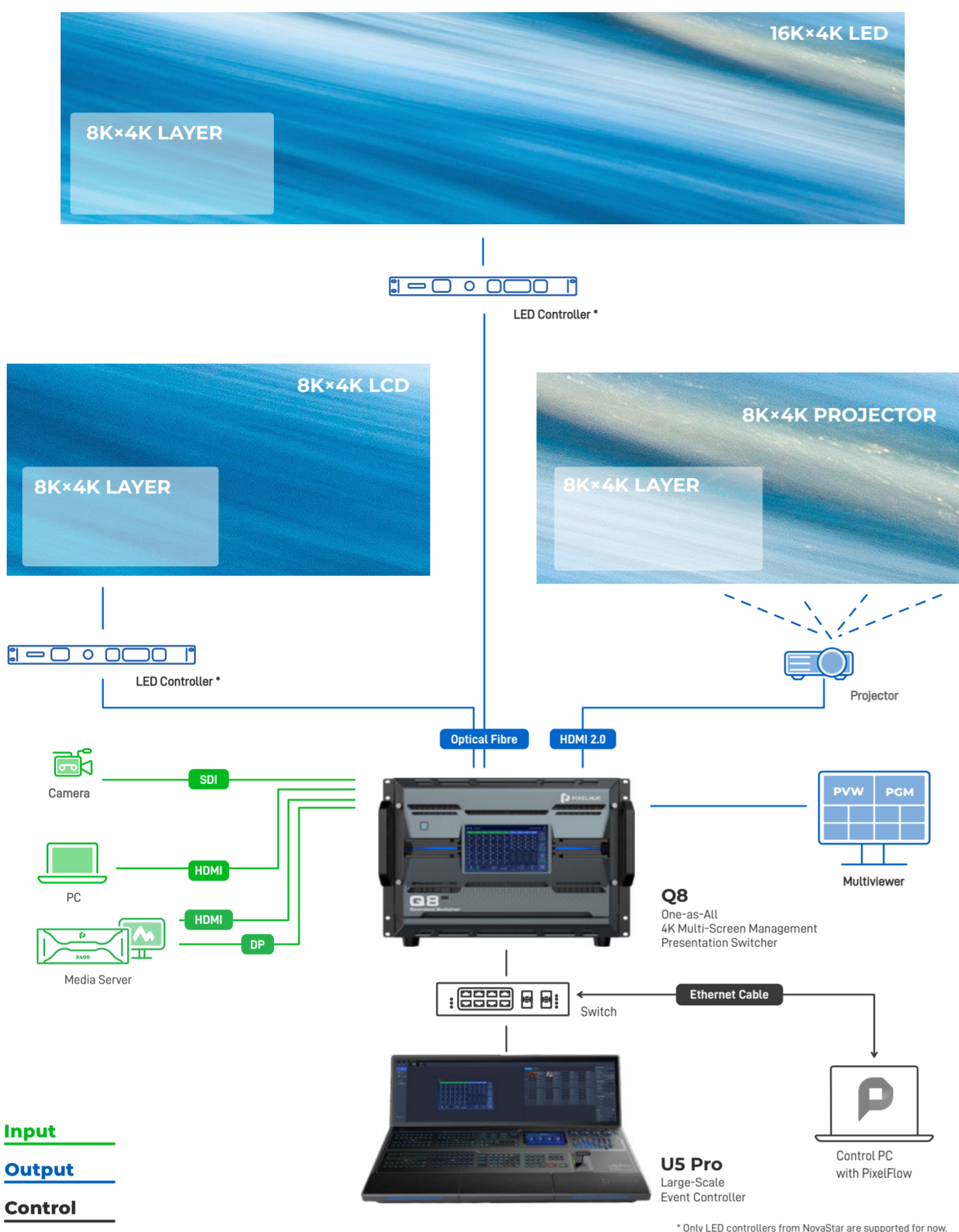


# APPLICATION

www.pixelhue.com  
 info@pixelhue.com  
 010 - 8843 3970  
 1201A, 8 Caihefang Road, Haidian District, Beijing, China



## Q8

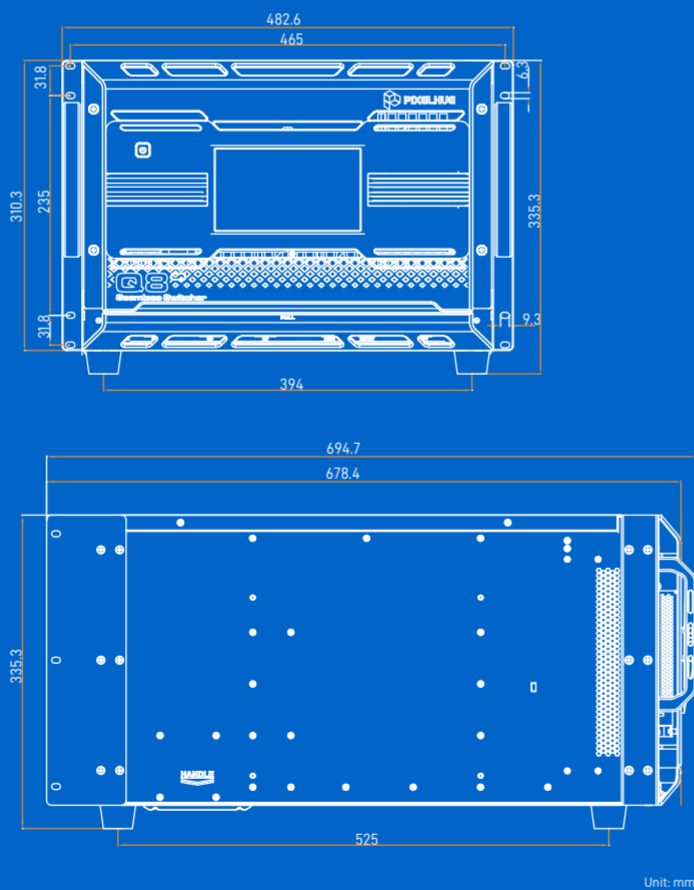
**One-as-All**  
4K Multi-Screen Management Presentation Switcher

HDMI 2.0	DP 1.2	12G-SDI	HDCP	10km Distance	MULTIVIEWER
HDR	60Hz 4:4:4 10bits	UP TO 48 INPUTS	UP TO 16 OUTPUTS	LINK	VPU

## PHYSICAL SPECS

Front Screen	7" Touchscreen
Chassis	7U
Dimensions	L 482.6 mm × P 494.7 mm × H 335.3 mm W 19" × D 27.4" × H 13.2 inches
Weight	Fully loaded without accessories 42.6 kg / 93.9 lbs Fully loaded with accessories & flight case 87 kg / 191.8 lbs
Electric Parameters	Power connector: 100-240V~6A, 50/60Hz Max power consumption: 1400 W
Noise on Average (@ 1.075m height)	55 dB
Operating Environment	Temperature: 0°C to 45°C Humidity: 0% RH to 80% RH, non-condensing
Storage Environment	Temperature: -20°C to +60°C Humidity: 0% RH to 95% RH, non-condensing
Certifications	CE, FCC, IC (In progress)
Packing Information	<ul style="list-style-type: none"> <li>1x Flight case</li> <li>3x Power cables</li> <li>2x Ethernet cables (3m)</li> <li>1x Screwdriver</li> <li>1x Quick Start Guide</li> <li>1x Customer Letter</li> <li>1x Safety Manual</li> <li>1x Certificate of Approval</li> </ul>

## DIMENSIONS



imagine *beyond*  
reality

PIXELHUE

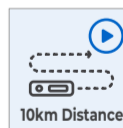
## INCREDIBLE PERFORMANCE

The Q8 presentation switcher offers incredible real-time 4K video processing power. It comes with at most 72x 4K input connectors and 48x 4K output connectors, supporting up to 48x 4K concurrent inputs and 16x 4K concurrent outputs. A maximum of 32x 4K mixing layers (true seamless transitions) in switcher mode or 64x 4K single layers in PGM only mode are supported.

Additionally, multiple different connectors (DP 1.2+HDMI 2.0+12G-SDI) are designed on each input or output card and the Q8 has the 8K video processing capability, allowing you to design and manage all live events easily and economically. Thanks to the "VPU"-based architecture, double quantity of layers can be added on one output card and you will never worry about not enough layers.

## LONGER TRANSMISSION DISTANCE, LOWER COST

In addition to the ability of outputting content from the 4K connectors, the Q8 presentation switcher is also capable of transmitting signals to the LED controllers from NovaStar<sup>®</sup> over a long distance (up to 10 km with single-mode optical fiber) without fiber converters. This method not only ensures the signal stability but also lowers the transmission cost, making it a perfect fit for long-distance signal transmission.



1. Currently supported controllers are VX1000.

## SUPPORTED RESOLUTIONS

Input	Bit Depth	Sampling Format	Supported Resolutions	Supported Bandwidth		
4K	HDMI 2.0	8bit	RGB 4:4:4	4096×2160@60Hz 8192×1080@60Hz	18 Gbps	
		10bit 12bit	YCbCr 4:4:4			
			YCbCr 4:2:2			
	DP1.2	8bit	RGB 4:4:4	8192×1080@60Hz 4096×2160@30Hz 3840×2160@60Hz		21.6 Gbps
		10bit 12bit	YCbCr 4:4:4			
		YCbCr 4:2:2				
12G-SDI	8bit 10bit 12bit	YCbCr 4:2:2	4096×2160@60Hz	11.88 Gbps		





# Q8

One-as-All  
4K Multi-Screen Management  
Presentation Switcher

## TWO CONTROL OPTIONS



The Q8 is very easy to operate and supports flexible control options. It can be controlled via the versatile event controller U5/U5 Pro and all-new event management software PixelFlow, satisfying most control needs. You can use either of the control methods to realize various operations, such as preset related operations, blackout, freeze, and PWW to PGM operations. This makes on-site control and operations a breeze.

## EASY-TO-USE PixelFlow



The Q8 works with the new PixelFlow, which has fully upgraded architecture, graphical user interface, interaction and ease of use designs. The new architecture enables the software to run 24/7 stably. The visualized user interface is adaptive to different screens of event controllers and computer, and the software allows you to change the skins of event controller buttons with one click, giving you a great look and feel. What's more, the event controller encoders and faders can control the software parameters, making operations smoother. With distinct function areas, hover menus and almost all the functions required in an event, the software guides you from beginning to end of any events with as little complex operation as possible.

## ALL-ROUND SUPERB RELIABILITY



The Q8 presentation switcher supports full-link backup, from input source backup to device backup and power backup, to safeguard your live events. Once the input source is not stable or disappears, it will be switched to the backup source seamlessly. When the primary device fails, the backup device will take over the work immediately to ensure uninterrupted operation. Switching from the primary to backup input source or device with no downtime makes the solution highly reliable and worry-free.

# MODULAR

## Input Card

### 4x HDMI 2.0 4x DP 1.2 4x 12G-SDI

- 8x 4Kx2K concurrent inputs per input card
- HDMI 2.0
  - Up to 4Kx2K@60Hz 10bit 4:2:2, or 4Kx2K@60Hz 8bit 4:4:4
  - Support for processing of 8-bit, 10-bit and 12-bit inputs
  - Support for 4:2:2 and 4:4:4 inputs
  - Support for processing of Full and Limited range videos
  - Support for HDR video inputs
  - HDCP 1.4 and HDCP 2.2 compliant
  - Support for deinterlacing processing
  - Custom resolutions
    - Maximum width: 8192 pixels
    - Maximum height: 8192 pixels
- DP 1.2
  - Up to 4Kx2K@60Hz 10bit 4:4:4, or 4Kx2K@60Hz 8bit 4:4:4
  - Support for processing of 8-bit, 10-bit and 12-bit inputs
  - Support for 4:2:2 and 4:4:4 inputs
  - Support for processing of Full and Limited range videos
  - Support for HDR video inputs
  - HDCP 1.3 and HDCP 2.2 compliant
  - Custom resolutions
    - Maximum width: 8192 pixels
    - Maximum height: 8192 pixels
- 12G-SDI
  - Support for ST-2082 (12G), ST-2081 (6G), ST-424 (3G), ST-292 (HD) and ST-259 (SD) standard video inputs
  - Compatible with SD-SDI, HD-SDI, 3G-SDI and 6G-SDI
  - Support for interlaced signal inputs
  - No support for EDID management or bit depth settings



## Output Card

### 4x HDMI 2.0 4x 12G-SDI 8x 10G OPT

- 4x HDMI 2.0 and 4x 12G-SDI connectors are divided into 4 groups. Each group includes 1x HDMI 2.0 and 1x 12G-SDI connectors. In each group, only 1 connector can be used for output each time.
  - Connector 1 (HDMI 2.0) and connector 5 (12G-SDI) are in a group.
  - Connector 2 (HDMI 2.0) and connector 6 (12G-SDI) are in a group.
  - Connector 3 (HDMI 2.0) and connector 7 (12G-SDI) are in a group.
  - Connector 4 (HDMI 2.0) and connector 8 (12G-SDI) are in a group.
- 4x HDMI 2.0
  - Up to 4Kx2K@60Hz 8bit 4:4:4 output
  - Support for 8-bit and 10-bit output settings
  - Support for 4:2:2 and 4:4:4 output settings
  - Support for YCbCr and RGB color space settings
  - No support for interlaced signal outputs
  - Custom resolutions
    - Maximum width: 8192 pixels
    - Maximum height: 8192 pixels
- 4x 12G-SDI
  - Compatible with SD-SDI, HD-SDI, 3G-SDI and 6G-SDI
  - Support for interlaced signal outputs
- 8x 10G OPT
  - Support for single-mode and multi-mode optical outputs
  - Transmission distance up to 10km in single mode
  - OPT ports copy outputs on video connectors
    - OPT 1 and OPT 2 copy the output on connector 1 or 5.
    - OPT 3 and OPT 4 copy the output on connector 2 or 6.
    - OPT 5 and OPT 6 copy the output on connector 3 or 7.
    - OPT 7 and OPT 8 copy the output on connector 4 or 8.



Note:  
Specifications subject to change without prior notice.

Q8\_EN-30/04/2023

## TECHNICAL FEATURES

### Inputs

- Up to 48x 4K concurrent inputs through 6 input cards
- Standard, custom and advanced EDID settings
- Custom resolutions: 3840x2160@60Hz, 4096x2160@60Hz, 8192x1080@60Hz, etc.
- Input source deinterlacing processing on 4 connectors of each input card
- Input source cropping
- Status LED indicators provided for easy troubleshooting

### Outputs

- Up to 16x 4K concurrent outputs through 4 output cards
- Standard, custom and advanced output timing settings
- Output width up to 8192 pixels, better choice for LED applications
- Status LED indicators provided for easy troubleshooting

### Multiviewer

- Two dedicated output connectors configured as Multiviewer connectors, with resolutions adjustable
- Independent and copying modes: This two connectors display different Multiviewer images, or the HDMI 2 copies the HDMI 1 output
- Monitor all inputs and screens (PWW and PGM)
- Customizable layouts for easy use
- UMD display and color adjustment
- Border adjustment for Multiviewer windows

### Screens

- Output configured as single screens or edge-blended widescreens
- Bezel compensation and edge blending
- Irregular screen mosaic and output AOI function, ideal for complex and irregular LED screen applications
- The sync source can be set independently for each screen

### Transition & Effects

- Luma key and chroma key
- Cut and fade transitions
- Customizable transition durations
- PWW to PGM via Take, Cut or T-bar operation
- Copy or Swap mode for PWW to PGM transition

### Layers

- Each Q8 supports up to 32x 4K mixing layers in switcher mode or 64x 4K single layers in PGM only mode
- Full screen roaming supported
- Fade and Cut effects for PWW to PGM transition
- Adjustable layer mask and border with different border effects
- Layer flipping, copying and mirroring

### Still Image Management

- Still images can be imported or captured from input or output
- Unlimited still image quantity in 1G storage space
- Still images can be used as BKG and still layers
- Independent BKG for each screen
- BKG filling the whole screen by default

### Processing

- FPGA based high performance image processing architecture with SuperView scaling engine inside
- Ultra-low latency, as low as 1 frame in proper configuration
- BT.601, BT.709, BT.2020, DCI-P3 color space processing support
- Advanced keying capability: chroma key and luma key
- Compatible with HDCP 1.3, HDCP 1.4 and HDCP 2.2

### Control Options

- Event controller U5/U5 Pro
- Event management software PixelFlow

### PixelFlow Functionalities

- Long-term stable running
- Upgraded and visualized UI, adaptive to U5/U5 Pro/PC screens
- One click to change skins of U5/U5 Pro buttons
- Software parameter controllable by U5/U5 Pro encoders or faders
- Distinct function areas and hover menu for ease of use

# KEY FEATURES

#### Switcher and PGM only working modes

Up to 6x input cards with up to 72x 4K input connectors and up to 48x 4K concurrent inputs

Up to 4x output cards with up to 48x 4K output connectors and up to 16x 4K concurrent outputs

A maximum of 32x 4K mixing layers (true seamless transitions) in switcher mode or 64x 4K single layers in PGM only mode

Multiple different connectors on each input or output card, such as HDMI 2.0, DP 1.2 and 12G-SDI

Built-in \*YPU function allows layer resources of one output card to be used by another output card

\*Two Q8 devices linkable for input source sharing and uniform output mosaic and management

48kHz 64x64 Dante™ audio networking hardware and support

Very easy to control via event controller and PixelFlow

Device backup, input backup and output card backup, seamless switching from primary to backup

7" touchscreen on the front panel, support for real-time device status monitoring

Optical copying output supported, 10km long-distance signal transmission over single-mode optical fiber

4:4:4 4K@60Hz 10-bit internal processing

Cross-connector layer within a card does not occupy extra resources, full screen roaming

#### Flexible layer features, including mask, border, flipping, copying and mirroring

Still image management

Luma key and chroma key for input

Sync with input and external bi-level or tri-level Genlock signal

Live input view in PixelFlow

Custom timing and frame rate on outputs

AOI function

Input EDID management

Custom layout of output connectors

Output connector copying to quickly offer multiple same sources for backend devices

Output mapping to enable easier screen configuration

Batch change of resolutions and frame rates of output connectors

HDCP 1.3, HDCP 1.4 and HDCP 2.2 for full-link content protection

Multiple backup modes, device diagnostics, project file import and export, log export and 2+1 power backup for super stability and reliability

The functions marked with \* will be available after Q3 of 2023.

